

Community Safety and Well-being Plan Overview

JULY 23, 2024



Agenda

- **Provincial Legislative Framework**
- **Overview of 2021 to 2024 Plan**
- **Status Update: 2021 to 2024 Plan**
- **Review Process**

Provincial Legislative Framework - Overview

Municipalities required to develop and adopt a community safety and well-being (CSWB) plan, working in partnership with a multi-sectoral committee

O. Reg 414/23 requires Barrie to review and revise its CSWB Plan by July 1, 2025 and within every 4 years thereafter

Review requires consultation with:

- Advisory committee;
- members of the public, including youth, individuals who have received or are receiving mental health or addictions services, members of racialized groups and of First Nation, Inuit and Métis communities; and
- community organizations, including First Nation, Inuit and Métis organizations and community organizations that represent youth or members of racialized groups, in the municipality

Review requires consideration of available information related to crime, victimization, addiction, drug overdose, suicide and any other risk factors prescribed by the Minister

Legislative Framework – Content of Plan

Content of community safety and well-being plan

- identify risk factors contributing to crime, victimization, addiction, drug overdose and suicide such systemic discrimination and other social factors
- identify which risk factors are a priority to reduce
- identify strategies to reduce the prioritized risk factors, including providing new services, changing existing services, improving the integration of existing services or coordinating existing services in a different way
- set out measurable outcomes the strategies are intended to produce

Legislative Framework – Publication, Implementation and Monitoring

Publication of community safety and well-being plan

- publish it on the Internet

Implementation of plan

- take any actions that the plan requires and encourage/assist other entities to take any actions required

Monitoring, evaluating and reporting

- monitor, evaluate and report on effectiveness of the plan on reducing the prioritized risk factors

Development process for 2021 to 2024 Plan

Over 2019 to 2021 period, Barrie's first Community Safety and Well-Being Plan was developed with the CSWB Plan committee, through

- Community and stakeholder consultation including an on-line survey and stakeholder focus groups
- Support and guidance of an external consultant, MASS LBP (contracted through a grant the Barrie Police Service received)
- MASS LBP worked with the CSWB Plan committee to help develop a comprehensive plan, lead community stakeholder groups and reporting back to the committee

Barrie Community Safety and Well-Being Plan adopted in May 2021

Overview of 2021 to 2024 Plan: Risk Factors

Fragile Conditions

- Opioid overdoses and other substance use/addiction issues
- Mental health issues
- Homelessness
- Lack of appropriate affordable housing
- Poverty and food insecurity
- Low paid and precarious employment
- Lived experience of trauma

Services Under Stress

- Fragmented services
- Inadequate funding
- Caregiver and service provider burnout
- Working in silos

Holding Together

- Social isolation
- Weak community bonds
- Discrimination
- Limited public transit and mobility options

Emerging Threats

- Pandemics
- Vulnerability to online risks and financial scams
- Youth vaping
- Human trafficking
- Organized crime

The 2021 to 2024 Plan

four areas of focus



1
**A Safer Barrie
by Working
Together**



2
**Connected
Communities are
Safe Communities**



3
**Safety for
everyone**



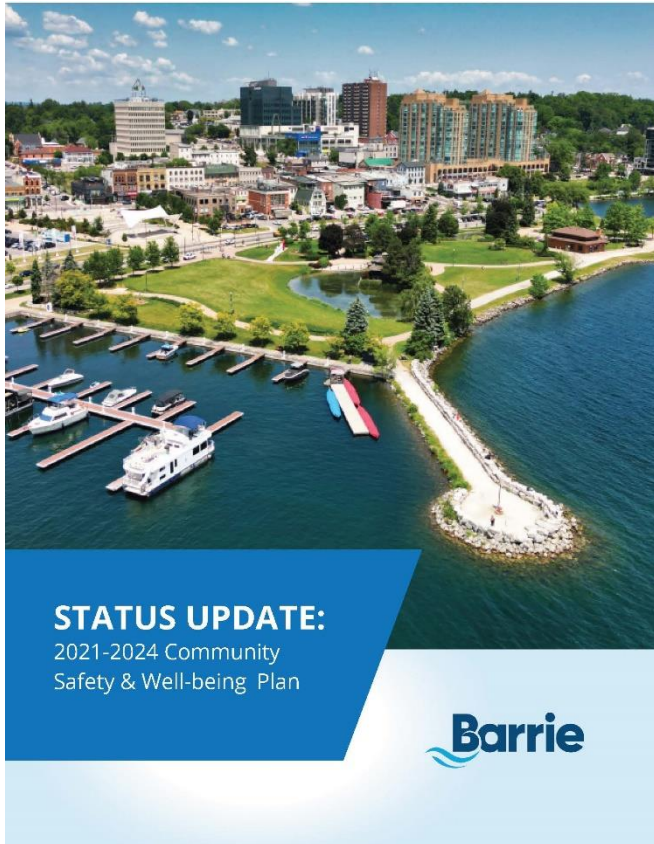
4
**Prepared
& Protected**

15 partner organizations committed to help implement the CSWB Plan

15 action items identified in the Plan, partner organizations either leading or supporting

Action Items	Action Lead/Partners
Annual Community Safety and Well-Being Forum	City
Barrie Health Accord will undertake a communitywide planning process	City/County/BPS/SMDHU /RVH
Strengthen the ‘Collaborate Barrie’ Situation Table	BPS
Develop a proposal for a community justice centre	BPS
Create a community service campus - health and social services	BPS
Increase access to the mental health services	CMHA/BPS
Increase the number of active volunteers in Barrie	BPL
Launch a Barrie Inclusion Network	GC
Convene the Barrie Anti-Racism Task Force	Mayor’s Office/BPS
Reduce harms from drug use	SMDHU
Expand training about how to provide trauma-informed services	WCSB/BPL
Consult CSWB Plan partners in updates 10-year Affordable Housing Strategy	City
Collaborate to reduce and ultimately end homelessness	County/City
Protect residents vulnerable to online threats and phone scams	BPS
Updated City of Barrie Pandemic Plan	City

2021 to 2024 Plan Status Update



- Action Partner Organizations surveyed
- Forum/Action Partner meetings held
- Status Update published in June 2024

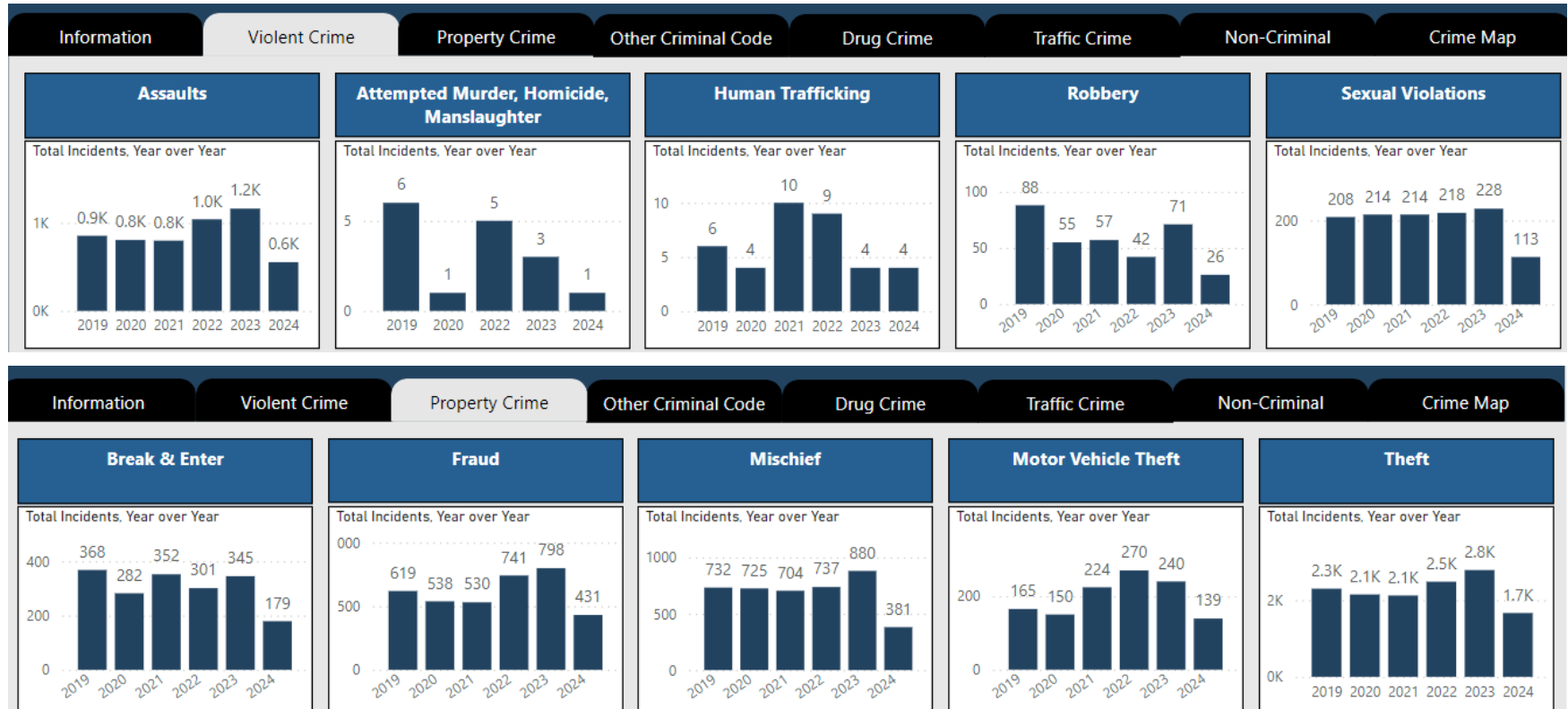
Next Steps in Review Process

Review process

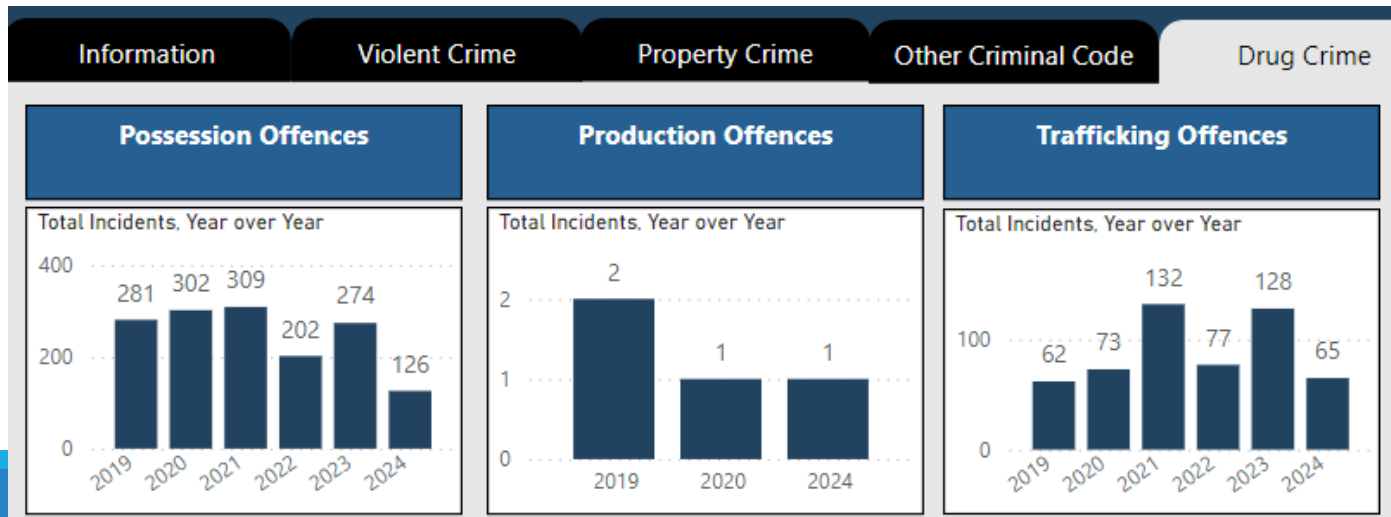
- Review risk factors using
 - Data gathering
 - Consultation with the community
- Identify any revisions related to risk factors identified as a priority
- Update/revise strategies to reduce prioritized risk factors
- Determine measurable outcomes the strategies are intended to produce

Potential Data Examples

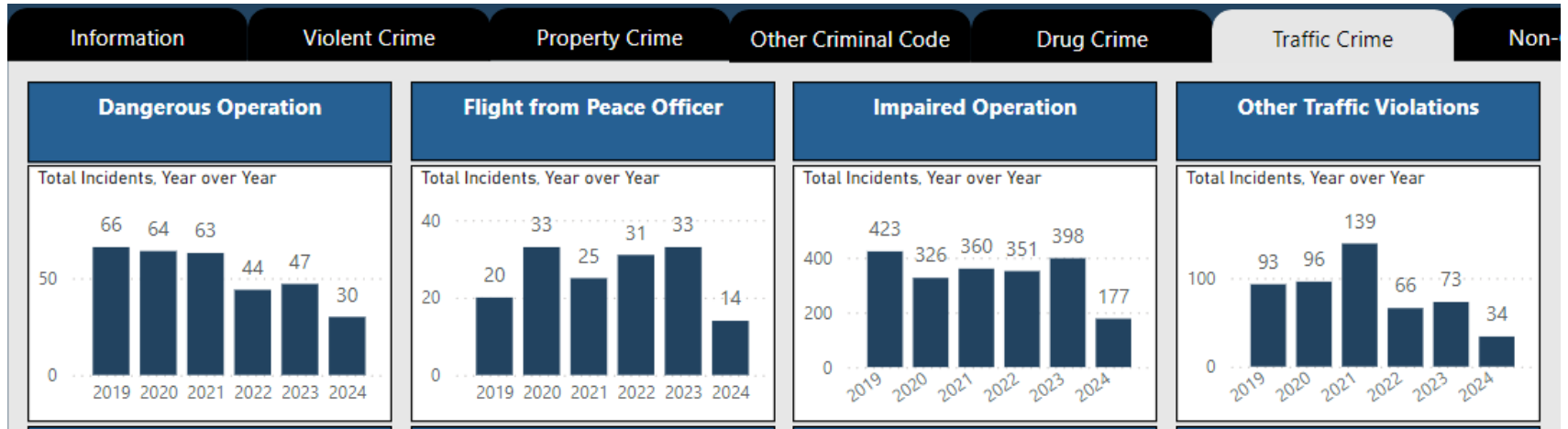
BPS Community Safety Data Portal – July 8, 2024



BPS Community Safety Data Portal – July 8, 2024



BPS Community Safety Data Portal – July 8, 2024



2023 BPS Barrie Community Safety Survey

#	2023	2022	2021	2020
1	Substance Abuse (41.55%)	Disorderly Conduct (16.30%)	Substance Abuse (19.42%)	Substance Abuse (21.36%)
2	Traffic Safety (9.95%)	Substance Abuse (14.62%)	Traffic Safety (13.15%)	Disorderly conduct (13.49%)
3	Panhandling (6.63%)	Traffic Safety/Speeding (14.35%)	Child Abuse and/or Trauma (12.84%)	Traffic Safety (12.24%)
4	Disorderly Conduct (4.99%)	DUI* (Alcohol/Drugs) (8.77%)	Disorderly Conduct (11.59%)	Child Abuse and/or Trauma (11.44%)
5	Human Trafficking (4.27%)	Child Abuse and/or Trauma (8.64%)	DUI (Alcohol/Drugs) (8.35%)	DUI (Alcohol/Drugs) (7.86%)
	2023 CSS received 2,503 responses to this question	2022 CSS received 723 responses to this question	2021 CSS received 963 responses to this question	2020 CSS received 1,031 responses to this question

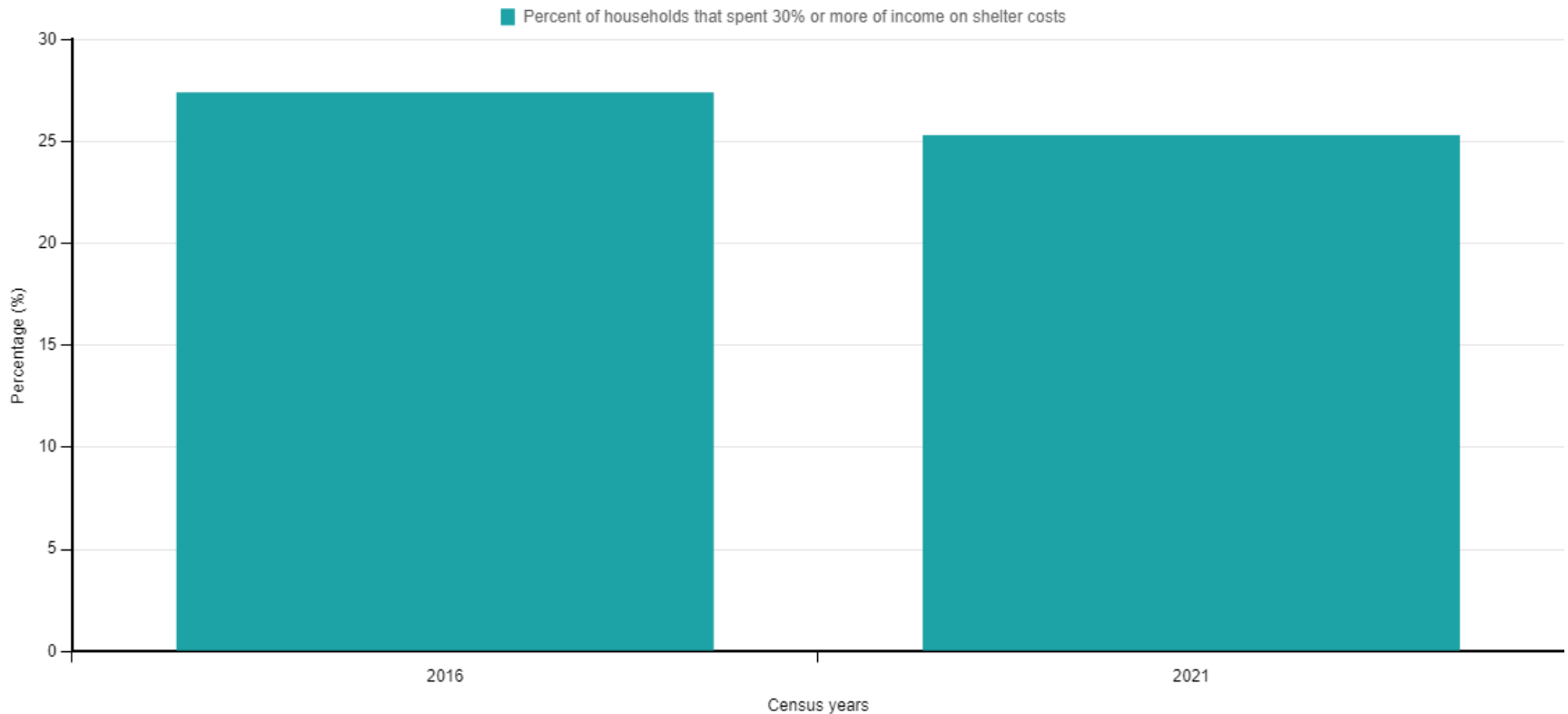
Statistics Canada Crime Severity Index

Table 4 – Police-reported Crime Severity Index and crime rate, by census metropolitan area, 2022

	Crime Severity Index		Crime rate	
	2022 index	2021 to 2022 % change	2022 rate	2021 to 2022 % change
Canada	78.1	4	5668	5
Barrie Census Metropolitan Area	47.1	4	3691	5

Statistics Canada Housing Affordability

Households that spent 30% or more of income on shelter costs, Barrie (CMA), 2016 to 2021 [1][2]

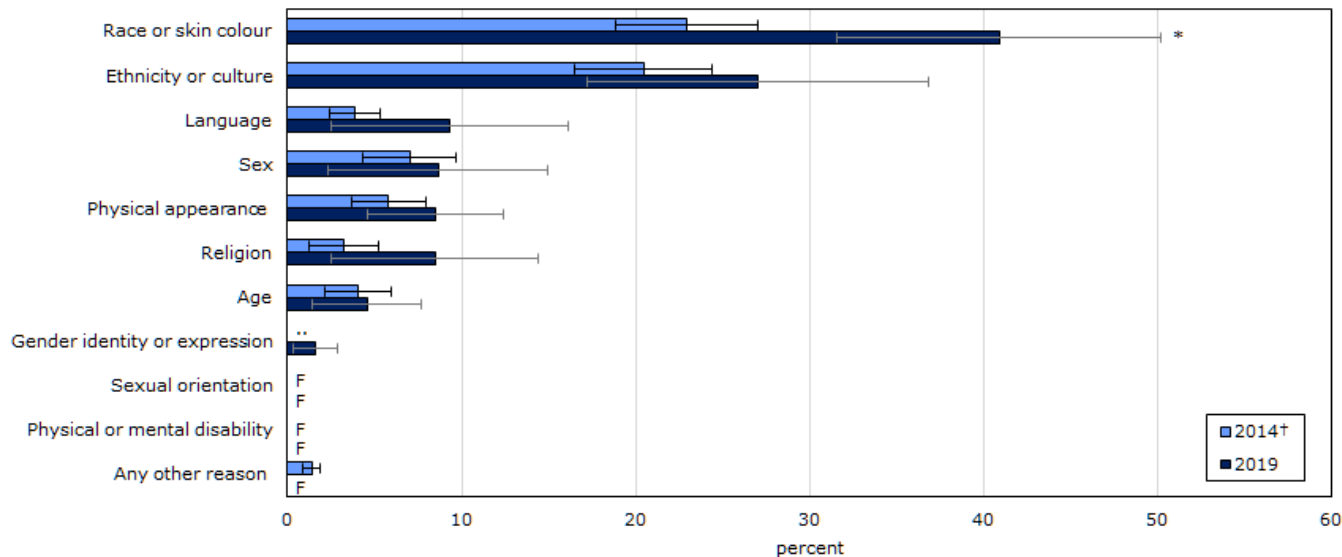


Statistics Canada: Experiences of discrimination among Black population

Chart 2

Experiences of discrimination in the past 5 years among the Black population, by reason for discrimination, Canada, 2014 and 2019

Reason for discrimination



.. not applicable for a specific reference period

F too unreliable to be published

* significantly different from reference category ($p < 0.05$)

† reference category

Note: Error bars represent the 95% confidence intervals and can be interpreted as such: if the survey were repeated many times, then 95% of the time (or 19 times out of 20), the interval would cover the true population value.

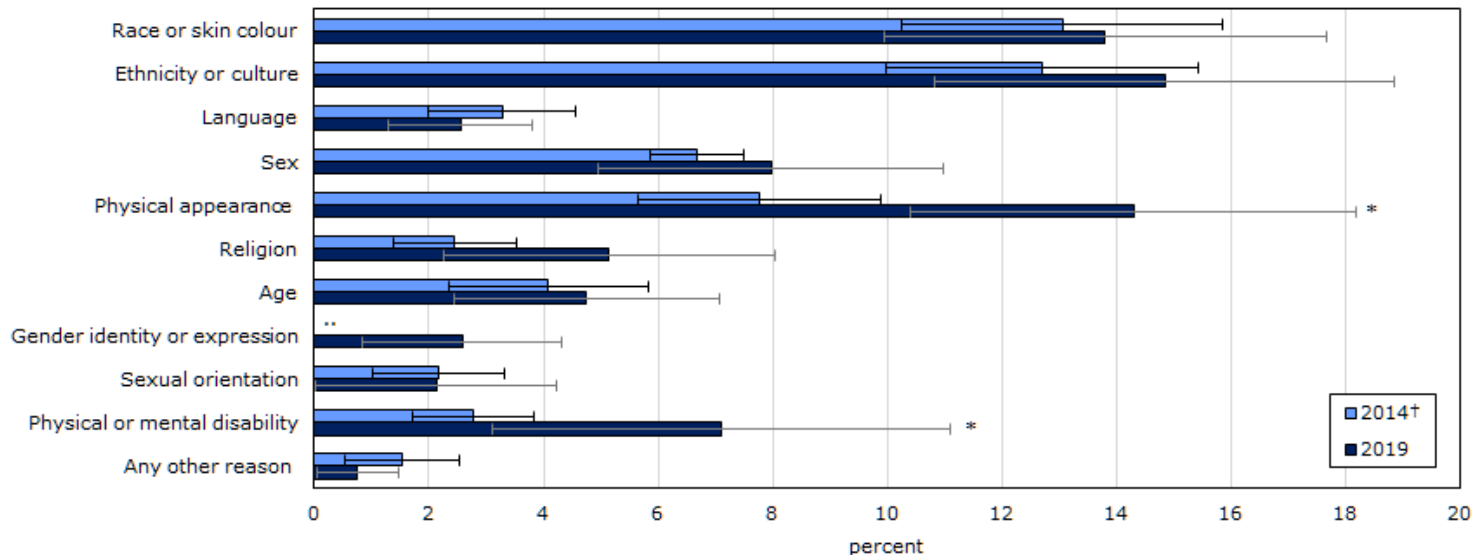
Source: Statistics Canada, General Social Survey on Canadians' Safety (Victimization), 2014 and 2019.

Statistics Canada: Experiences of discrimination among Indigenous population

Chart 4

Experiences of discrimination in the past 5 years among the Indigenous population, by reason for discrimination, Canada, 2014 and 2019

Reason for discrimination



.. not applicable for a specific reference period

* significantly different from reference category ($p < 0.05$)

† reference category

Note: Error bars represent the 95% confidence intervals and can be interpreted as such: if the survey were repeated many times, then 95% of the time (or 19 times out of 20), the interval would cover the true population value.

Source: Statistics Canada, General Social Survey on Canadians' Safety (Victimization), 2014 and 2019.

Statistics Canada: Intimate and Non-Intimate partner violent crimes

		Rate per 100,000 population			
		2019	2020	2021	2022
Total Victims	Total, relationship of accused to victim (intimate partner, non-intimate partner)	759.45	723.33	745.13	845.93
	Intimate partner	260.08	243.87	237	307.11
	Non-intimate partner	534.78	512.39	539.54	579.35
	Unknown relationship	0	0	0.57	0.56
Female victims	Total, relationship of accused to victim (intimate partner, non-intimate partner)	829.16	814.98	822.19	955.74
	Intimate partner	419.26	397	383.44	476.59
	Non-intimate partner	464.88	469.61	487.48	539.53
	Unknown relationship	0	0	1.12	1.1
Male victims	Total, relationship of accused to victim (intimate partner, non-intimate partner)	688.06	628.42	662.87	729.21
	Intimate partner	95.16	85.42	84.15	131.95
	Non-intimate partner	606.35	554.97	590.49	615.55
	Unknown relationship	0	0	0	0

Status Update: CSWB Plan June 2024: Homelessness



361 people counted as experiencing homelessness
in Barrie as part of the 2022 Point in Time Count;
722 people in the County of Simcoe



565 people in Barrie
on the By-Name List;
1,040 people County
of Simcoe-wide
(Recorded Jan 25, 2023)

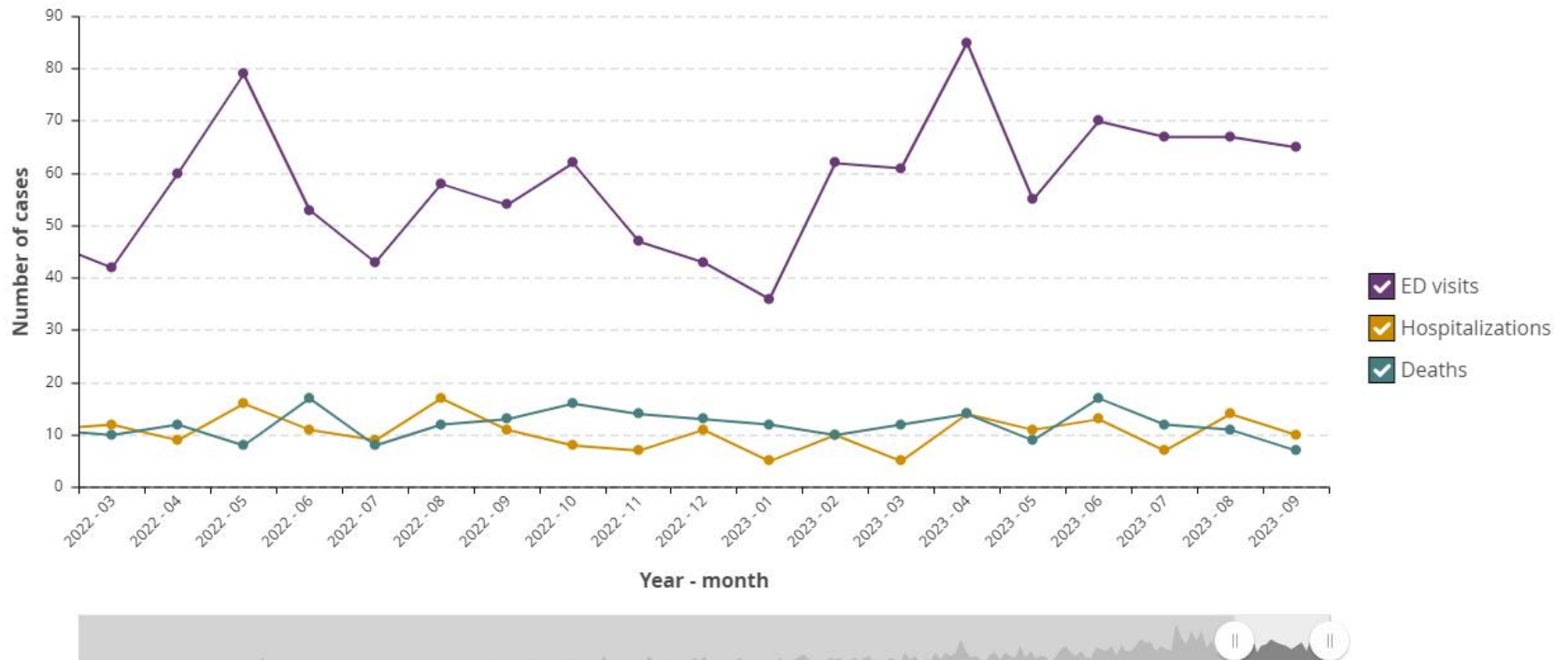
603 people in Barrie
on the By-Name List;
1,217 people County
of Simcoe-wide
(Recorded Apr 19, 2024)



170 people on the By-Name
List in **chronic homelessness**
in Barrie; **386** people County
of Simcoe-wide
(Recorded Jan 25, 2023)

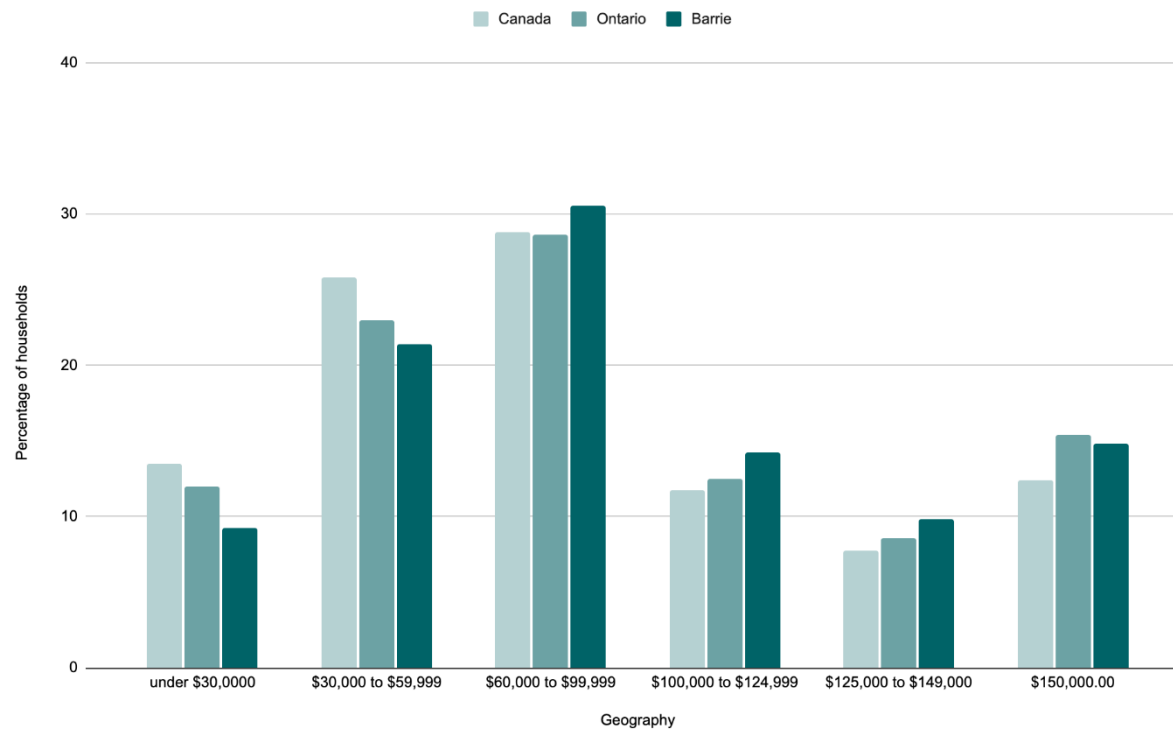
Public Health Ontario: Opioids

Cases of opioid-related morbidity and mortality, Simcoe Muskoka District Health Unit , 2003 - 01 – 2023 - 09



Barrie Health Accord: 2023 Community Wellbeing Signals

Canada, Ontario and Barrie



Barrie CMA has a **smaller proportion of low-income households** than the provincial and national averages.

Barrie Health Accord: 2023 Community Wellbeing Signals

Service Supply Access

Service Category
All

Barrie, Ontario
2021 Population: 147,829

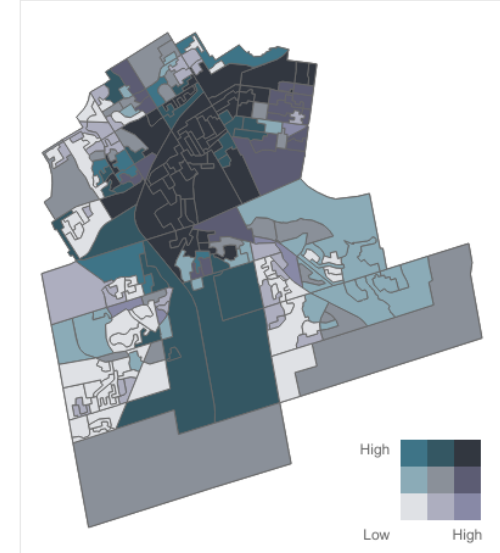
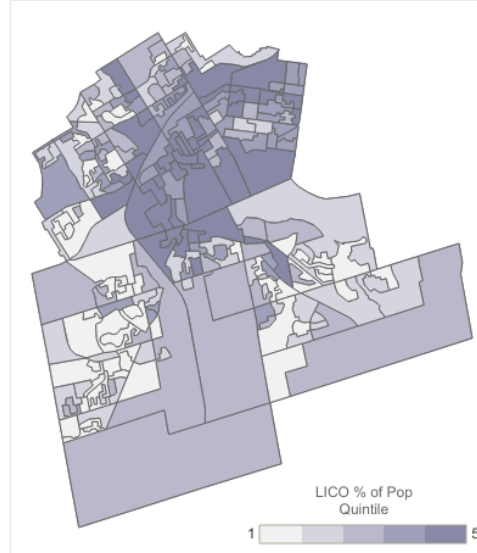
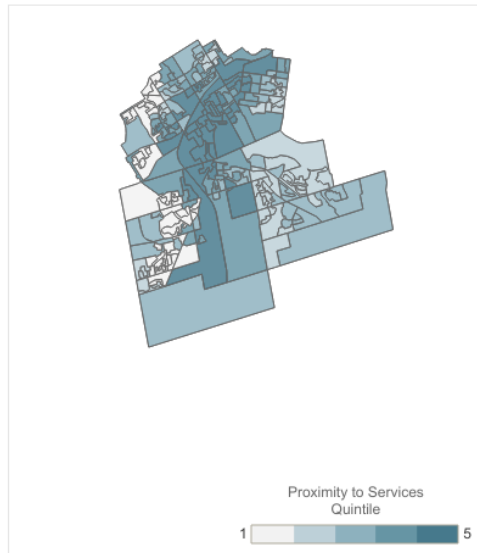
400 programs

Measure 1
Proximity to Services

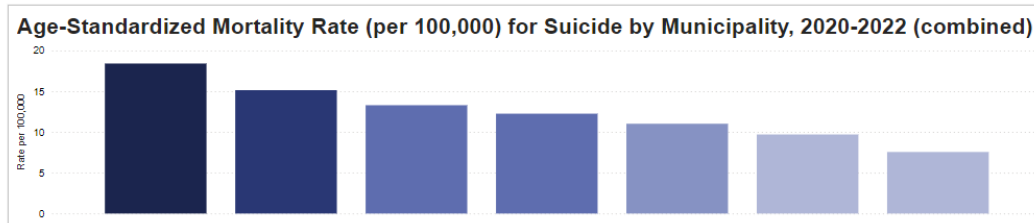
Measure 2
LICO % of Pop



Show Program Locations ☐



SMDHU Dashboard: Self-Harm and Suicide



Age-Standardized Mortality Rate (per 100,000) for Suicide by Municipality, 2020-2022 (combined)

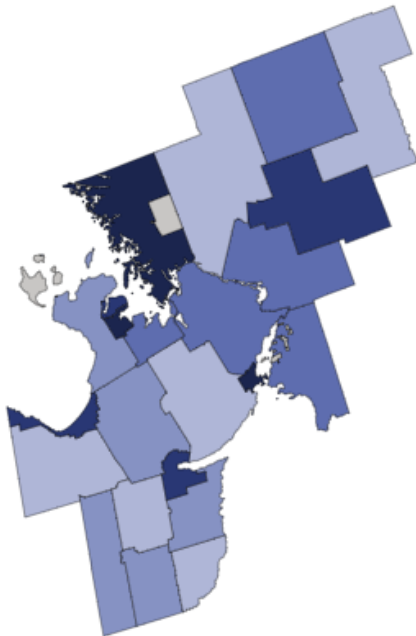


Geography	Rate	95% CI
Adjala-Tosorontio	N/A	
Barrie	9.7	(6.9 - 13.3)
Beausoleil First Nation	N/A	
Bracebridge	N/A	
Bradford West Gwillimbury	7.6	(3.4 - 14.9)
Chippewas of Rama First Nation	N/A	
Clearview	N/A	
Collingwood	13.3	(5.9 - 26.7)
Essa	N/A	
Georgian Bay	N/A	
Gravenhurst	N/A	

Geography	Rate	95% CI
Simcoe Muskoka	11.2	(9.6 - 13)
Simcoe County	11.3	(9.6 - 13.2)
Muskoka District	10.4	(6.2 - 16.8)
Ontario	9.3	(9 - 9.6)

SMDHU Dashboard: Alcohol Caused Emergency Dept Visits

Age-Standardized Rate (per 100,000) of Emergency Department Visits Caused Entirely by Alcohol by Municipality, 2020-2022 (combined)

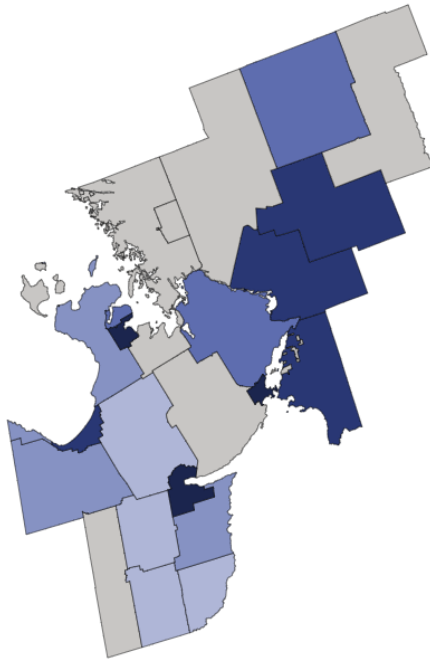


Geography	Rate	95% CI
Adjala-Tosorontio	357.5	(291.3 - 437.6)
Barrie	781.4	(754.5 - 809.0)
Beausoleil First Nation		N/A
Bracebridge	646.7	(570.6 - 730.5)
Bradford West Gwillimbury	307.6	(276.3 - 341.7)
Chippewas of Rama First Nation		N/A
Clearview	347.1	(290.0 - 412.6)
Collingwood	870.2	(795.3 - 950.9)
Essa	293.8	(253.4 - 341.0)
Georgian Bay	941.7	(695.1 - 1,252.6)
Gravenhurst	555.3	(476.6 - 645.5)

Geography	Rate	95% CI
Simcoe Muskoka	597.2	(585.2 - 609.4)
Simcoe County	604.7	(591.9 - 617.6)
Muskoka District	545.2	(508.8 - 583.6)
Ontario	598.4	(596.0 - 600.9)

SMDHU Dashboard: Opioid Deaths

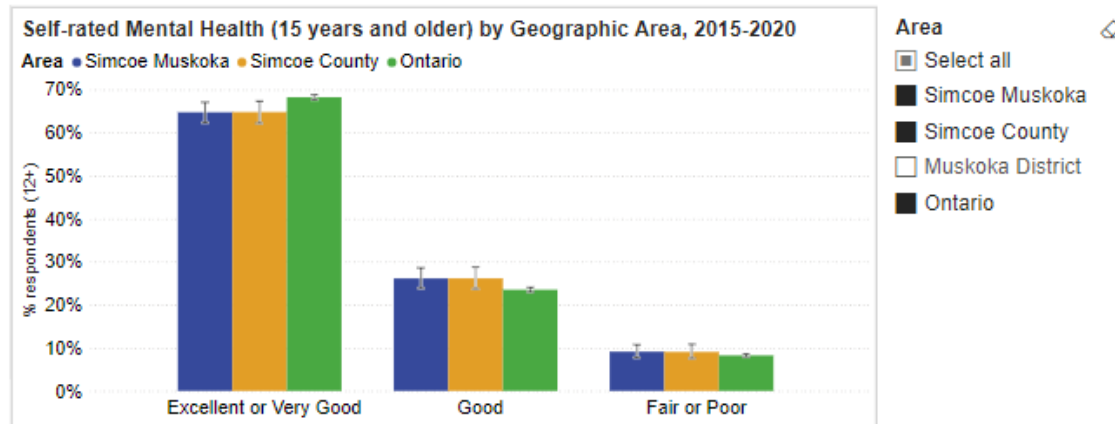
Crude Rate (per 100,000) of Opioid-Related Deaths by Municipality, 2020-2022 (combined)



Geography	Rate	95% CI
Barrie	42.5	(36.8 - 48.9)
Bracebridge	26.2	(14.3 - 43.9)
Bradford West Gwillimbury	8.7	(4.5 - 15.2)
Clearview	11.0	(3.6 - 25.6)
Collingwood	13.1	(6.3 - 24.2)
Essa	8.1	(3 - 17.6)
Gravenhurst	26.8	(13.4 - 47.9)
Huntsville	19.5	(10.4 - 33.4)
Innisfil	13.9	(8.2 - 22)
Midland	43.6	(27.9 - 64.9)
New Tecumseth	9.0	(4.7 - 15.8)
Orillia	43.3	(31.6 - 57.9)
Penetanguishene	17.0	(5.5 - 39.7)

Geography	Rate	95% CI
Simcoe Muskoka	24.1	(21.9 - 26.5)
Simcoe County	24.3	(22 - 26.8)
Muskoka District	22.6	(16.5 - 30.1)
Ontario	17.5	(17.1 - 17.9)

SMDHU Dashboard: Adult Mental Health

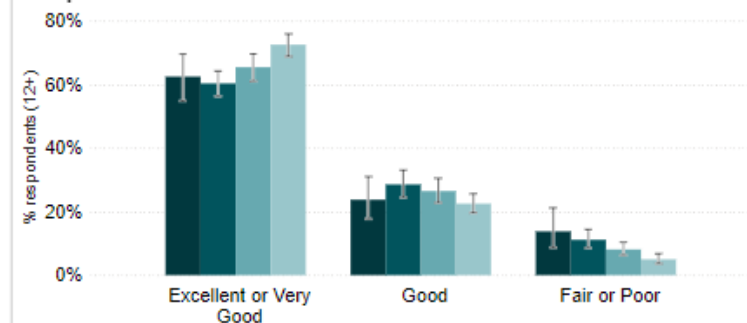


Select a Subgroup

Age Group	Education
Income	Sex

Self-rated Mental Health (15 years and older) by Age Group in Simcoe Muskoka, 2015-2020

Group: 12-19, 20-44, 45-64, 65+



Rate Ratio

1.2

2015-2020 (combined)

This means that people 65+ years reported their self-rated mental health as excellent or very good at 1.2 (95% CI: 1.1 - 1.3) times the rate of people 20-44 years.

SMDHU Dashboard: Youth Mental Health

Highlights

▲ In 2019, nearly one-third of Simcoe Muskoka students in grades 7 to 12 rated their mental health as fair or poor. Female students, students in higher grades, and students with lower subjective socioeconomic status had the highest rates of fair or poor self-rated mental health.

