



Enbridge Gas Distribution
500 Consumers Road
North York, Ontario M2J 1P8
Canada

October 19, 2016

Stephen Naylor
Director
City of Barrie
Planning and Building Services
70 Collier Street, PO Box 400
Barrie, ON L4M 4T5

Dear Stephen Naylor,

Re: Official Plan Amendment & Zoning By-Law Amendment
Hedbern Development Corporation
20, 30 & 40 Miller Drive
City of Barrie
File No.: D14-1610

Enbridge Gas Distribution does not object to the proposed application(s).

Enbridge Gas Distribution reserves the right to amend or remove development conditions.

Sincerely,

Allison Sadler
Municipal Planning Advisor
Distribution Planning & Records

ENBRIDGE GAS DISTRIBUTION
TEL: 416-495-5763
500 Consumers Rd, North York, ON M2J 1P8
enbridgegas.com
Integrity. Safety. Respect.

AS/jh



COMMENTS:

- We have reviewed the proposed Application for Zoning By-law/Official Plan Amendment and have no comments or objections to its approval.
- We have reviewed the proposed Application for Zoning By-law/Official Plan Amendment and have no objections to its approval, subject to the following comments (attached below).
- We have reviewed the proposed Zoning By-law/Official Plan Amendment Application and have the following concerns (attached below).

PowerStream has received and reviewed the proposed Application for Zoning By-law/Official Plan Amendment. This review, however, does not imply any approval of the project or plan.

We have no objection to the zoning change with the understanding the new project must meet the clearances from our lines. In the event that the building commences construction, and the clearance between any component of the building structure and the adjacent existing overhead and underground electrical distribution system violates the Occupational Health and Safety Act, the customer will be responsible for 100% of the costs associated with PowerStream making the work area safe. All construction work will be required to stop until the safe limits of approach can be established.

In the event the building is completed, and the clearance between the building and the adjacent existing overhead and underground electrical distribution system violates the any of applicable standards, acts or codes referenced, the customer will be responsible for 100% of PowerStream's cost for any relocation work.

The customer will be responsible for contacting our New Connections department. Based on the characteristics (type) of project and size this will determine if a Service Design (Layout) or an Industrial Commercial or Institutional project (ICI) Service Application Information form will be required. PowerStream will provide required standards upon request. This will avoid delays in the building process.

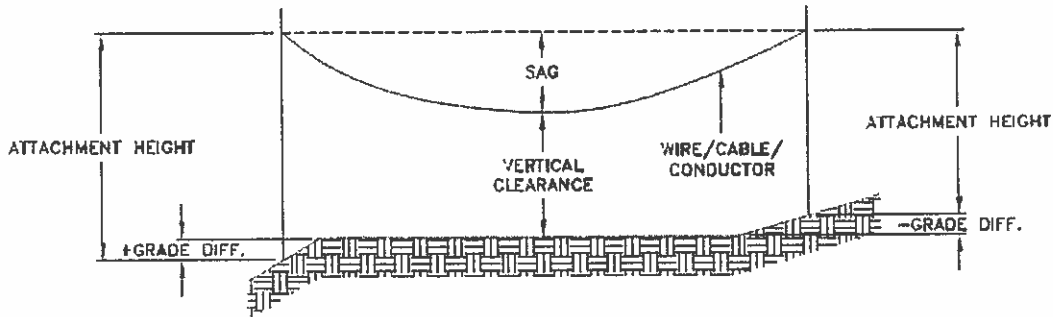
References:

- Ontario Electrical Safety Code, latest edition (Clearance of Conductors from Buildings)
- Ontario Health and Safety Act, latest edition (Construction Protection)
- Ontario Building Code, latest edition (Clearance to Buildings)
- PowerStream (Construction Standard 03-1, 03-4), attached
- Canadian Standards Association, latest edition (Basic Clearances)<

If more information is required, please contact:

Mr. Stephen Cranley
Supervisor, Subdivisions & New Services
Phone: 1-877-963-6900 ext. 31297
Fax: 905-532-4401
E-mail: stephen.cranley@powerstream.ca

LOCATION OF WIRES, CABLES OR CONDUCTORS	SYSTEM VOLTAGE			
	SPAN GUYS AND COMMUNICATIONS WIRES	UP TO 600V AND NEUTRAL	4.16/2.4kV TO 27.6/16kV (SEE NOTE 1)	44kV
	MINIMUM VERTICAL CLEARANCES (SEE NOTE 2)			
OVER OR ALONGSIDE ROADS, DRIVEWAYS OR LANDS ACCESSIBLE TO VEHICLES	442cm	442cm	480cm	520cm
OVER GROUND ACCESSIBLE TO PEDESTRIANS AND BICYCLES ONLY	250cm	310cm	340cm	370cm
ABOVE TOP OF RAIL AT RAILWAY CROSSINGS	730cm	730cm	760cm	810cm



MINIMUM ATTACHMENT HEIGHT = MAXIMUM SAG
 + MINIMUM VERTICAL CLEARANCE (FROM ABOVE TABLE)
 ± GRADE DIFFERENCE
 † 0.3m (VEHICLE OR RAILWAY LOCATION)
 † SNOW DEPTH (PEDESTRIAN LOCATION, SEE NOTE 3)

NOTES:

1. THE MULTIGROUNDED SYSTEM NEUTRAL HAS THE SAME CLEARANCE AS THE 600V SYSTEM.
2. THE VERTICAL CLEARANCES IN THE ABOVE TABLE ARE UNDER MAXIMUM SAG CONDITIONS.
3. REFER TO CSA STANDARD C22.3 No.1, ANNEX D FOR LOCAL SNOW DEPTH VALUES.
4. ALL CLEARANCES ARE IN ACCORDANCE TO CSA STANDARD C22.3.

METRIC	IMPERIAL (APPROX)
810cm	27'-0"
760cm	25'-4"
730cm	24'-4"
520cm	17'-4"
480cm	16'-0"
442cm	15'-5"
370cm	12'-4"
340cm	11'-4"
310cm	10'-4"
250cm	8'-4"

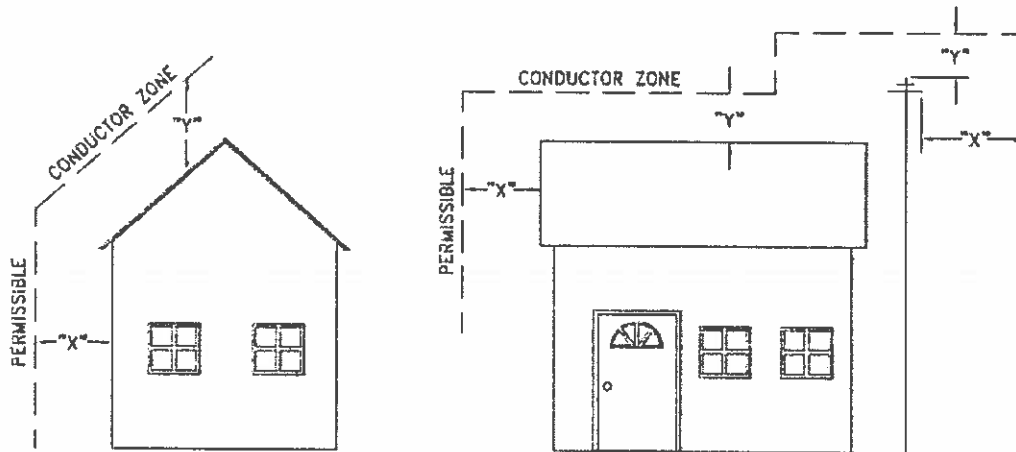
REFERENCES

SAGS AND TENSIONS SECTION 02

MINIMUM VERTICAL CLEARANCES OF WIRES, CABLES AND CONDUCTORS ABOVE GROUND OR RAILS

ORIGINAL ISSUE DATE: 2010-DEC-24 REVISION NO: R1 REVISION DATE: 2012-JAN-09

Joe Crozier, P.Eng.	2012-JAN-09
Name	Date
P.Eng. Approval By:	Joe Crozier



VOLTAGE	MINIMUM HORIZONTAL CLEARNACE UNDER MAXIMUM SWING CONDITIONS DIMENSION "X" (SEE NOTES 1, 3 & 4)	MINIMUM VERTICAL CLEARANCE UNDER MAXIMUM DESIGN SAG CONDITIONS DIMENSION "Y" (SEE NOTES 1, 2, 4 & 5)
0-600V AND NEUTRAL	100cm	250cm
4.16/2.4 TO 44kV	300cm	480cm

NOTES

1. UNDER NO CIRCUMSTANCES SHALL A CONDUCTOR BE PERMITTED TO PENETRATE THE ENVELOPE SHOWN BY THE DOTTED LINE.
2. THE VERTICAL CLEARANCES ARE UNDER CONDITIONS OF MAXIMUM DESIGN SAG.
3. THE HORIZONTAL CLEARANCES ARE UNDER CONDITIONS OF MAXIMUM SWING, WHERE THE CONDUCTOR SWING IS NOT KNOWN A HORIZONTAL CLEARANCE OF 480CM SHALL BE USED.
4. BUILDINGS THAT EXCEED 3 STOREYS OR 15M IN HEIGHT, THE MINIMUM HORIZONTAL CLEARANCE OF THE SECONDARY CONDUCTORS SHOULD BE INCREASED TO 300cm WHERE IT IS NECESSARY TO ALLOW FOR THE RAISING OF LADDERS BY LOCAL FIRE DEPARTMENTS.
5. IN SITUATIONS SUCH AS MULTI-LEVEL GARAGES, WHERE ROOFS ARE NORMALLY USED BY PERSONS AND VEHICLES, THE VERTICAL CLEARANCES OF POWERSTREAM STANDARD 03-1 SHALL APPLY.
6. DISTRIBUTION LINES CONSTRUCTED NEAR BUILDINGS SHALL BE BUILT TO AVOID OVERHANG WHEREVER POSSIBLE. WHERE LINES MUST BE CONSTRUCTED OVER OR ADJACENT TO BUILDINGS THE APPLICABLE HORIZONTAL AND VERTICAL CLEARANCES SHALL BE AT CONDITIONS OF MAXIMUM CONDUCTOR SWING AND MAXIMUM SAG. THE ABOVE CLEARANCES ARE DESIGNED TO PREVENT PERSONS ON OR IN BUILDINGS AS WELL AS EXTERNAL MACHINERY USED IN CONJUNCTION WITH A BUILDING TO COME IN CONTACT WITH CONDUCTORS. EFFORTS SHOULD BE MADE TO INCREASE THESE CLEARANCES WHERE POSSIBLE.
7. ALL CLEARANCES ARE IN ACCORDANCE TO CSA C22.3 NO.1-06 (TABLE-9).

METRIC	IMPERIAL (APPROX)
480cm	15'-0"
500cm	16'-0"
250cm	8'-4"
100cm	3'-4"

MINIMUM VERTICAL & HORIZONTAL CLEARANCES OF CONDUCTORS FROM BUILDINGS OR OTHER PERMANENT STRUCTURES (CONDUCTORS NOT ATTACHED TO BUILDINGS)

Certificate of Approval
 This construction Standard meets the safety requirements of Section 4 of Regulation 22/04
 Debbie Dalwari, P. Eng. 2010-MAY-05
 Name Date
 P. Eng. Approval By: *D. Dalwari*

ORIGINAL ISSUE DATE: 2010-MAY-05 REVISION NO: REVISION DATE:
© 2010 Power Stream Standards/Standards Outlets/PowerStream Standards/PowerStream Standards and the other(s) 210-03/04 15-4 80 May 5, 2010, 2010, 2010 01/2010 04

Edward Terry

From: David Lalonde
Sent: Monday, October 24, 2016 2:00 PM
To: Edward Terry
Subject: D14-1610 20-30 Miller Drive

Edward,
BFES has no objection to the rezoning and official plan amendment.

David Lalonde

Fire Prevention Officer
The City of Barrie
Central Ontario's Premier Waterfront Community

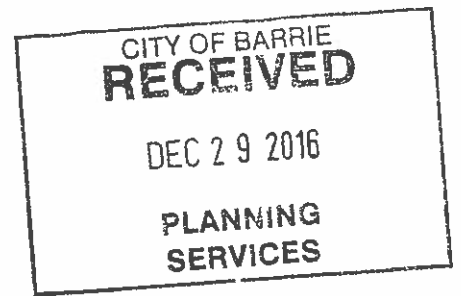
Barrie Fire & Emergency Services Headquarters
155 Dunlop Street West
P. O. Box 400
Barrie ON, L4M 4T5
Tel: 705-739-4220 ext. 3236
Fax: 705-728-4439

This email message (including attachments, if any) is intended for the use of the individual or entity to which it is addressed and may contain information that is privileged, proprietary, confidential and exempt from disclosure. If you are not the intended recipient, you are notified that any dissemination, distribution or copying of this communication is strictly prohibited. If you have received this communication in error, please notify the sender and erase this email message immediately.

♻️ Please consider the environment before printing this email.



Coco Group



December 22, 2016

City of Barrie
70 Collier Street
P.O BOX 400
Barrie, Ontario
L4M 4T5

Attention: Stephen Naylor, Director Planning and Building Services

Re: Public Meeting, January 9, 2017
File: No. D14-1610 Official Plan and Zoning By-law Amendment – Hedburn Development Corporation – 20, 30 and 40 Miller Drive

We are writing with respect to the above noted applications for Official Plan and Zoning By-law Amendments with respect to the proposed residential development for a total of 185 residential units comprised of 59 townhouse units, 96 apartment units and 30 units within stacked townhouses at the above noted municipal addresses.

Coco Paving Inc. is located at 701 Dunlop Street West, which is one of several Industrial uses located in close proximity to the proposed development. We are located in an area of the City where we have done business at this location for many years (previously Lafarge).


We do not wish for the applications to be approved unless the Municipality and the developer can demonstrate the residential uses will not impact the compliance of the adjacent Industrial uses as it pertains to all relevant MOECC and Municipal regulations, including noise and dust.

Should residential uses be located in such close proximity to the existing adjacent Industrial operations, the developer should be responsible for appropriate berming and/or landscape treatments or other methods to satisfy the City with respect to noise and dust requirements.

The above requirement will ensure the new residents; the City and Coco Paving Inc. are protected from future complaints regarding Noise and dust.

Please note we wish to continue to be informed as to the decision of the Committee and progress of the file. Should you require additional information or have any questions, please do not hesitate to contact Anthony Rossi at 416.633.9670 ext. 1063 or by e-mail at arossi@cocogroup.com.

Sincerely,


for: Jenny Coco
CEO